

Advertising and Services of Retail Shops in Spatial Competition

Nobuko AOBA

(Keywords : spatial competition, retail shops, advertising, services)

1. Introduction

Consumers purchase various goods at retail shops. The demand behavior of consumers is constrained by shopping trip costs when these shops are separated spatially from rivals. Shopping trip costs give the spatial firm some monopoly power over customers in close proximity to the shop. Thus, the spatial firm can enlarge its market area by attracting consumers on the borderline of two markets. Then, advertising is one strategy to expand its market share.

Some advertising results in spillover effects, which are present when the advertising of one firm increases the amount sold without advertising. Generally, the products that retail shops sell are homogeneous. Therefore, the advertising of these shops causes spillover effects. If such effects are present, each retailer would have incentive to become a free rider, that is, receive the benefits of advertising without the costs. If there were a way to differentiate retail shops, their advertising would not cause spillover effects. We consider that their services differentiate these shops. For example, an electric appliance store replaces lamp bulbs for senior customers; fishmongers cook fish in ways that customers prefer (boiled, grilled, steamed, etc.); and bookstores give customers the information they seek about books. When retail shops supply these services, advertising of their services does not cause spillover effects.

The purpose of this study is to analyze how retail shop advertising affects market share in spatial competition and what actions such shops can take to be more competitive than their rivals. The rest of the paper is structured as follows. Section 2 presents a simple survey of previous approaches to such research. Section 3 builds the basic model. Section 4 analyzes the effects of advertising. Section 5 concludes and discusses how retail shops can become more competitive than their rivals.

2. Previous Research Approaches

Dorfman and Steiner (1954) are famous for their analysis of advertising. They prove that advertising is useful to differentiate own products from the similar products of rivals. Nelson (1974) analyzes the relationship between social awareness and repeat purchases and assumes that advertising expands initial sales for all brands but increases repeat purchases of superior brands. However, he does not provide a complete model of market competition. Kihlstrom and Riordan (1984) develop two models of advertising as a signal using Nelson's (1974) argument. They prove that superior brands acquire profit from advertising more than inferior brands and that advertising can signal quality. Roberts and Samuelson (1988, p.201) note that "advertising affects primarily the level of market demand rather than the distribution of market shares." By contrast, Kelton and Kelton (1982) show that advertising leads primarily to a shift from one brand to another. Bloch and Manceau (1999) analyze the effect of persuasive advertising between two competing products by using a model in which consumers differ in their tastes. Bloch and Manceau (1999) show that "advertising may induce a decrease in the price of the advertised product, showing that a firm does not necessarily have an incentive to engage in the advertising" strategy of manufactures. Aoba (1997) analyzes the interaction of advertising and advertising intensity and proves that advertising increases awareness of

firms and targeted advertising increases profit. Aoba (1998) compares advertising by manufacturers with advertising by retailers and proves that advertising expenditure is added to wholesale prices and advertising decreases the consumer surplus. Aoba (1998) does not consider that advertising gives consumers information about products, product prices, and brands. The benefits of such information could alter Aoba’s (1998) conclusions. Aoba (2014) analyzes how distributors influence the advertising strategy of manufacturers, proving that advertising campaigns decreases profit from substitutes of the advertised product and that some small manufacturers can earn profits without themselves advertising if many manufacturers produce similar goods. However, Aoba (2014) does not consider that advertising of retail shops differentiate these shops. Mathewson-Winter (1986) demonstrates that spillover effects decrease the advertising of retailers and vertical restraints are formed to avoid free riding. When retail shops supply original services, advertising of their services does not cause spill over effects. We consider that advertising of retail shop services differentiates these shops. We analyze how retail shop advertising affects market share in spatial markets. Nakagome (1989, p.54) “demonstrates the neutrality effects of autonomous demand on retailers’ location as well as on their stable market up pricing” in the spatial context. Retail shops often have “countervailing power” when manufacturers have monopoly power. Nakagome (1990) analyzes how ‘countervailing power’ influences the retail price and the market share, proving that increasing countervailing power decreases the wholesale price and does not influence the retail price and market share. Using Nakagome’s model, we analyze the advertising of retail shops in spatial competition.

3. Basic Model

Following the standard spatial model, we consider a linear spatial economy of length 1. As we see from Figure 1, retailer 0 is located at the endpoint 0 of the line segment, and retailer 1 is located at the other endpoint 1. For simplicity, consumers are uniformly distributed along the market line [0, 1]. The goods retailers sell are supposed to be homogeneous ; we define x_0 to be the demand of retailer 0 and x_1 to be the demand of retailer 1. We define p_0 as the price of x_0 and p_1 as the price of x_1 . A representative consumer is spatially separated from a firm by r miles, while t is the monetary shopping trip cost per mile and is assumed to be constant.

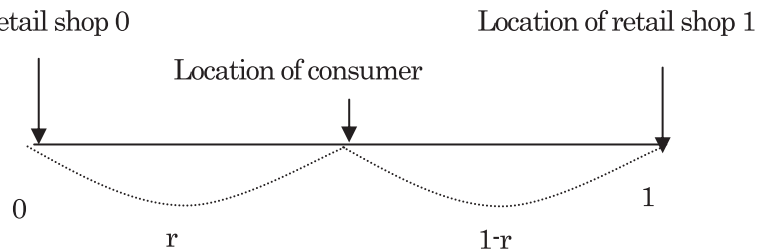


Figure 1. Locations of retail shops and consumer

First, we consider the utility-maximizing behavior of consumers. Let U denote the utility function of a representative consumer. For simplicity, we define m as all consumption other than x_0, x_1 . We define that the unit price of m as equals to 1. The utility of the consumer, U , is an increasing function of individual consumption x_i ($i=0, 1$) and m . The consumer purchases x_i when the utility of x_i is larger than x_j ($i \neq j$). For analytical convenience, the utility function $U_i(x_i, m)$ is specified as a Cobb-Douglas utility function.

$$U_i(x_i, m) = x_i^a m^b \quad (i=0, 1) \tag{1}$$

The parameters a and b are constant and positive. To avoid confusion, we define m_i ($i=0, 1$) as m when the consumer purchases x_i ($i=0, 1$).

The consumer determines the utility-maximizing quantity of x_i and m , considering the following budget constraint.

$$Y - s - tr = p_i x_i + m_i \quad (i=0, 1) \quad (2)$$

In equation (2), Y is the income earned by the consumer, and t is the monetary shopping trip cost per mile. We assume that the shopping cost is constant, because the consumer purchases x_i and m_i on one occasion and his shopping cost does not depend on the quantity of his purchase. We assume that the consumer does not have information about prices. He has to search for price information at cost s , which is assumed constant. Equation (2) shows that the total amount of money spent on x_i and m_i equals his income Y minus shopping costs tr minus search cost s .

The consumer chooses the quantity of his purchase that maximizes utility function (1) subject to budget constraint (2).

$$x_0 = \frac{a}{a+b} \frac{Y-s-tr}{p_0} \quad (3)$$

$$x_1 = \frac{a}{a+b} \frac{Y-s-t(1-r)}{p_1} \quad (4)$$

$$m_0 = \frac{a}{a+b} (Y-s-tr) \quad (5)$$

$$m_1 = \frac{a}{a+b} [Y-s-t(1-r)] \quad (6)$$

$$\frac{\partial U}{\partial r} = \frac{-t(a+b)}{p_0} \left(\frac{a}{a+b} \right)^a \left(\frac{b}{a+b} \right)^b (Y-s-tr)^{a+b-1} < 0 \quad (7)$$

$$\frac{\partial^2 U}{\partial r^2} = \frac{t^2(a+b)(a+b-1)}{p_0} \left(\frac{a}{a+b} \right)^a \left(\frac{b}{a+b} \right)^b (Y-s-tr)^{a+b-2} \quad (8)$$

$$a+b \geq 1 \Rightarrow \frac{\partial^2 U}{\partial r^2} \geq 0$$

$$a+b < 1 \Rightarrow \frac{\partial^2 U}{\partial r^2} < 0$$

Generally, utility decreases as distance to the retail shop lengthens and the marginal utility of the distance increases. Then, we obtain $a+b > 1$ because of $\partial^2 U / \partial r^2 > 0$.

Figure 2 shows that \bar{U}_0 and U_1 decrease with the assumption of the position of consumer (r) when $\bar{p}_0 = \bar{p}_0$ (constant) and $\bar{p}_1 = \bar{p}_1$ (constant).

r^* is assumed as the location at which $U_0 = U_1$. That is, when the consumer who is separated from retail shop 0 by r^* miles purchases x_0 , his utility is the same as when he purchases x_1 . From (3), (4), (5), and (6),

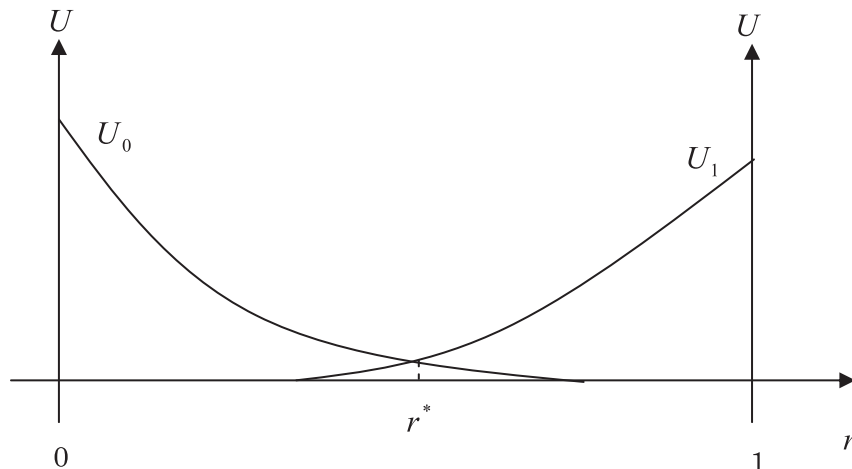


Figure 2. Relationship between shopping trip cost and utility

$$r^* = \frac{(Y-s)(p_1^\alpha - p_0^\alpha) + tp_0^\alpha}{t(p_0^\alpha + p_1^\alpha)} \quad (9)$$

where $\alpha = a/(a+b)$.

From the utility-maximizing assumption,

If $r \leq r^*$, then the consumer purchases x_0 ($x_0 > 0$).

If $r > r^*$, then the consumer purchases x_1 ($x_1 > 0$).

When we define q_0 (q_1) as the demand that retail shop 0 (1) faces, q_0 (q_1) is written as follows :

$$q_0 = n \int_0^{r^*} x_0 dr = \frac{a}{a+b} \frac{nr^* \left[Y - s - \frac{tr^*}{2} \right]}{p_0} \quad (10)$$

$$q_1 = n \int_{r^*}^1 x_1 dr = \frac{a}{a+b} \frac{n(1-r^*) \left[Y - s - \frac{t(1-r^*)}{2} \right]}{p_1} \quad (11)$$

In equations (10) and (11), n is the density of consumers who are distributed uniformly along the market line[0, 1].

We define c_0 (c_1) as the cost of distribution by retailer 0 (1) and assume that the cost is only marginal cost and constant. Then, the profit of retailer 0 (1) is written as follows :

$$\Pi_0 = (p_0 - c_0)n \int_0^{r^*} x_0 dr = \frac{a}{a+b} \frac{p_0 - c_0}{p_0} nr^* \left[Y - s - \frac{tr^*}{2} \right] \quad (12)$$

$$\Pi_1 = (p_1 - c_1)n \int_{r^*}^1 x_1 dr = \frac{a}{a+b} \frac{p_1 - c_1}{p_1} n(1-r^*) \left[Y - s - \frac{t(1-r^*)}{2} \right] \quad (13)$$

Market frontier location r^* depends on retail prices.

From the first-order condition,

$$r^* \left[Y - s - \frac{t}{2} r^* \right] \frac{c_0}{p_0} + (p_0 - c_0)(Y - s - tr^*) \frac{dr^*}{dp_0} = 0 \quad (14)$$

Generally, the market area of retailer 0 shrinks as p_0 rises because rising p_0 comparatively reduces the price of the rival retailer (p_1) and the market area of retailer 1 expands. Then, retailer 0 cannot anticipate all reactions of retailer 1 and consumers, and so, dr^*/dp_0 is the predicted value. Following Nakagome (1990), we assume this value to be given.

$$\frac{dr^*}{dp_0} = -Z \quad (15)$$

From (14) and (15), we obtain

$$r^* \left[Y - s - \frac{t}{2} r^* \right] \frac{c_0}{p_0} - z(p_0 - c_0)(Y - s - tr^*) = 0 \quad (16)$$

The total differential of (16) yields

$$\frac{dp_0}{dr^*} = \frac{c_0 - (Y - s - tr^*)p_0 + tz(p_0 - c_0)p_0^2}{c_0 r^* \left[Y - s - \frac{t}{2} r^* \right] + z(Y - s - tr^*)p_0^2} > 0 \quad (17)$$

Because the sum of search costs and shopping trip costs is smaller than income, $Y - s - tr^* > 0$. From this assumption, $p_0 - c_0 > 0$. Consequently, (17) is positive. Equation (17) means that the price of the retail shop 0 increases with the retailer's market area. Equation (17) implies that the profit-maximizing condition (16) is upward sloping in Figure 2.

The total differential of (9) yields

$$\frac{dr^*}{dp_0} = - \frac{\frac{2a}{a+b} p_0^{\frac{a}{a+b}-1} p_1^{\frac{a}{a+b}} \left[Y - s - \frac{t}{2} \right]}{t \left[p_0^{\frac{a}{a+b}} + p_1^{\frac{a}{a+b}} \right]^2} < 0 \quad (18)$$

Because the sum of search costs and shopping trip costs per mile is smaller than income, $Y - s - (t/2) > 0$. Consequently, the sign of (18) is negative. (18) means that raising the retail price shrinks his market area.

Equation (18) implies that the zero-profit condition (9) is downward sloping in Figure 2. For retailer 1,

$$\frac{dp_1}{dr^*} = - \frac{c_1[Y-s-t(1-r^*)]p_1 + tz(p_1-c_1)p_1^2}{c_1(1-r^*)\left[Y-s-\frac{t}{2}(1-r^*)\right] + z[Y-s-t(1-r^*)]p_1^2} < 0 \quad (17-2)$$

(17-2) means that the retail price decreases as his market area shrinks.

4. Effects of advertising

Advertising affects market share, retail prices, and retail profits. We examine the effects of advertising using the model derived in Section 3.

There are many varieties of advertising, for example, advertising that provides information about only quality or price, advertising that establishes brand value, and advertising that gives rise to popular trends. Advertising that introduces new services or novel ideas can inflict damage on rivals and increase the advertiser's own profit. In the United States, comparative advertising is used often to show the superiority of the advertiser's products. In this section, we examine how advertising expands market area.

4.1. Advertising to differentiate

Some advertising is designed to differentiate. For example, in the case of advertising to establish brand value, there is little spillover of advertising effects. We do not consider that retail shop advertising can establish brand value. However, if these shops advertise original services, they could increase demand without spillover effects. For example, only consumers that purchase goods in retail shop 0 can obtain such services as after-sales care. We assume that each retail shop can shift its utility function upward by advertising at the first stage. We define K_0 as the advertising costs of retailer 0, K_1 as the advertising costs of retailer 1, $a_0(K_0)$ as the parameter of the utility function of x_0 , U_0 and $a_1(K_1)$ as the parameters of the utility function of x_1 , U_1 . We assume $da_0/dK_0 > 0$, $da_1/dK_1 > 0$. That is x_0 , and x_1 are homogeneous, but advertising to differentiate increases utility: advertising by retailer 0 (1) increases the utility of $x_0(x_1)$. We reformulate the utility function to involve these advertising effects.

$$U_0(x_0, m_0) = x_0^{a_0(K_0)} m_0^b \quad (19)$$

$$U_1(x_1, m_1) = x_1^{a_1(K_1)} m_1^b \quad (20)$$

From (19),

$$\log U_0(x_0, m_0) = a_0(K_0) \log x_0 + b \log m_0 \quad (21)$$

$$\frac{\partial \log U_0}{\partial K_0} = \frac{\partial a_0}{\partial K_0} \log x_0 + a_0(K_0) \frac{1}{x_0} \frac{\partial x_0}{\partial K_0} + \frac{b}{m_0} \frac{\partial m_0}{\partial K_0} = \frac{\partial a_0}{\partial K_0} \log x_0 > 0 \quad (22)$$

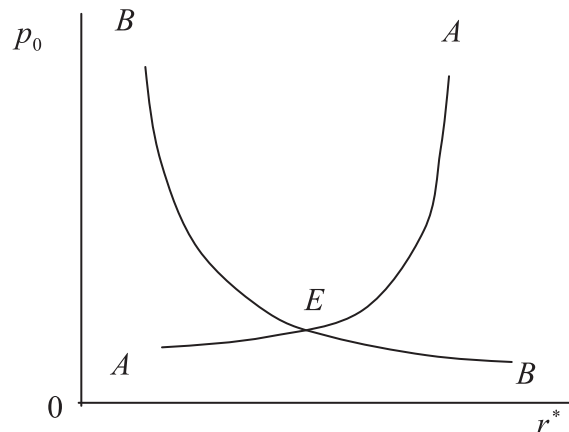


Figure 3. Subgame Nash perfect equilibrium with advertising for differentiation

The sign of (22) holds because an increase of x_0 by the advertising of retailer 0 decreases all consumption but $x_0 : a_0(K_0)(1/x_0)(\partial x_0/\partial K_0) > (b/m)(\partial m_0/\partial K_0)$. Figure 3 shows that advertising without spillover effects by retailer 0 shifts U_0 upward.

If advertising of x_0 increases the demand x_0 of and there is little spillover of advertising effects, then the advertising of x_0 expands its market share, $dr^*/dK_0 > 0$ (Figure 4).

$$\frac{\partial q_0}{\partial K_0} = \frac{b}{(a+b)^2} \frac{nr^* \left(Y - s - \frac{tr^*}{2} \right)}{p_0} \frac{\partial a_0}{\partial K_0} + \frac{a}{a+b} \frac{n(Y-s-tr^*)}{p_0} \frac{\partial r^*}{\partial K_0} > 0 \quad (23)$$

In the second stage, each retailer determines the profit-maximizing quantity of the retail price considering the demand represented by (10) and (11). Then, in Figure 2, subgame Nash perfect equilibrium is E . We define p_0^* and p_1^* as equilibrium prices. The maximization problem that retail shop 0 faces in the first stage is

$$\max. \Pi_0 = (p_0^*(K_0) - c_0)q_0(K_0) - K_0. \quad (24)$$

We obtain the first-order condition that must hold at the optimal advertising expenditure, K^* .

$$\frac{d\Pi_0}{dK_0} = (p_0^* - c_0) \frac{\partial q_0}{\partial K_0} - 1 + q_0^* \frac{\partial p_0^*}{\partial r^*} \frac{\partial r^*}{\partial K_0} = 0 \quad (25)$$

(+)

From (15), $\partial p_0^*/\partial r^* > 0$ holds. The first and second terms on the right-hand side are the direct effects of advertising. The third term on the right-hand side implies that market expansion by advertising increases the retailer's profit.

The advertising effects on the retailer's rival are as follows.

$$\frac{\partial q_1}{\partial K_0} = \frac{a}{a+b} \frac{n[Y-s-t(1-r^*)r^*]}{p_1} \frac{\partial r^*}{\partial K_0} < 0 \quad (26)$$

$$\frac{d\Pi_1}{dK_0} = (p_1^* - c_1) \frac{\partial q_1}{\partial K_0} + q_1^* \frac{\partial p_1^*}{\partial r^*} \frac{\partial r^*}{\partial K_0} < 0 \quad (27)$$

(-) (-) (+)

If the advertising of a retail shop allows its customers to identify its original service, then there is little spillover effect. In this case, advertising expands the market area and increases the retailer's profit. On the other hand, advertising shrinks the market share of the rival and decreases its profit.

4.2. Price advertising

Price advertising is a way for consumers to obtain information about the prices of goods. If there is no price advertising, then consumers have to search for prices by themselves. Consequently, price advertis-

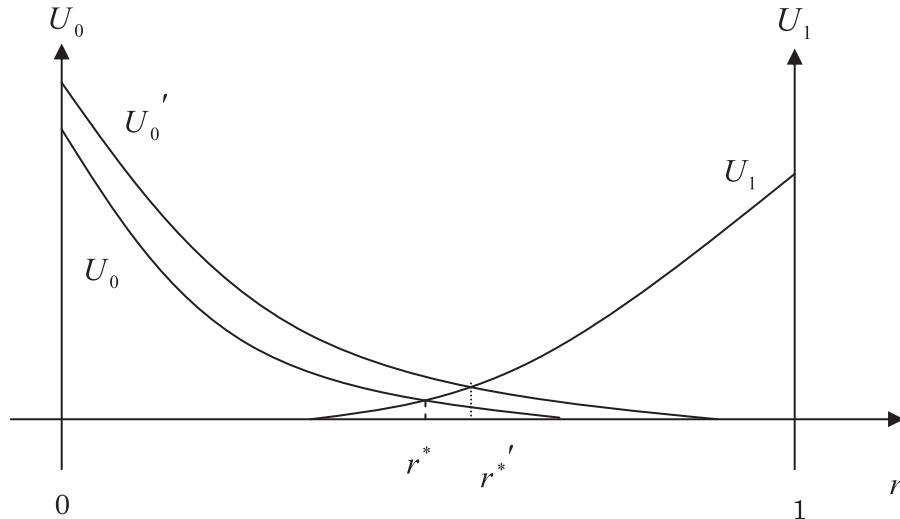


Figure 4. The effect of advertising (without spillover effects)

ing decreases search costs.

Now, we assume that advertising by each retail shop can decrease consumers' search costs in the first stage. That is, consumers' search costs are a decreasing function of retailers' advertising, $s=s(K)$, $ds/dK < 0$. From (9),

$$\frac{\partial r^*}{\partial s} = -\frac{p_1^\alpha - p_0^\alpha}{t(p_0^\alpha + p_1^\alpha)} \quad (28)$$

where $\alpha = a/(a+b)$.

Therefore, we obtain

$$p_1 > p_0 \Rightarrow \frac{\partial r^*}{\partial s} < 0 \Rightarrow \frac{\partial r^*}{\partial K_0} > 0 \quad (29)$$

$$p_1 \leq p_0 \Rightarrow \frac{\partial r^*}{\partial s} > 0 \Rightarrow \frac{\partial r^*}{\partial K_0} \leq 0 \quad (30)$$

From (29) and (30), price advertising expands the market share of the lower priced retail shop because price advertising uniformly decreases customers' search costs. Consumers that are interested in advertised goods seek the lowest prices, which are not necessarily available at the advertised retail shops.

From (10),

$$\frac{\partial q_0}{\partial K_0} = \frac{a}{a+b} \frac{n}{p_0} \left[(Y-s-tr^*) \frac{\partial r^*}{\partial K_0} - r^* \frac{ds}{dK_0} \right] \quad (31)$$

(—)

$$p_1 > p_0 \Rightarrow \frac{\partial r^*}{\partial K_0} > 0 \Rightarrow \frac{\partial q_0}{\partial K_0} > 0 \quad (32)$$

$$p_1 \leq p_0 \Rightarrow \frac{\partial r^*}{\partial K_0} \leq 0, \left| (Y-s-tr^*) \frac{\partial r^*}{\partial K_0} \right| \geq \left| r^* \frac{ds}{dK_0} \right| \Rightarrow \frac{\partial q_0}{\partial K_0} \leq 0 \quad (33)$$

$$p_1 \leq p_0 \Rightarrow \frac{\partial r^*}{\partial K_0} \leq 0, \left| (Y-s-tr^*) \frac{\partial r^*}{\partial K_0} \right| < \left| r^* \frac{ds}{dK_0} \right| \Rightarrow \frac{\partial q_0}{\partial K_0} > 0 \quad (34)$$

From (32), (33), and (34), price advertising by retail shop 0 increases its demand when its retail price is lower than the price of the rival shop. Price advertising by retail shop 0 increases the demand of the rival shop when the retail price of the former is higher than the price of the latter. Then, price advertising by retail shop 0 sometimes increases its demand, but sometimes decreases it.

In the second stage, each retailer determines the profit-maximizing quantity of the retail price considering demand functions (10) and (11). Then, subgame Nash perfect equilibrium is E in Figure 2. We define p_0^* and p_1^* as equilibrium prices. The maximization problem that retail shop 0 faces in the first stage is

$$\max. \Pi_0 = (p_0^*(K_0) - c_0)q_0(K_0) - K_0 \quad (35)$$

We obtain the first-order condition that must hold at the optimal advertising expenditure, K_0^* .

$$\frac{d\Pi_0}{dK_0} = (p_0^* - c_0) \frac{\partial q_0^*}{\partial K_0} - 1 + q_0^* \frac{\partial p_0^*}{\partial K_0} = 0 \quad (36)$$

The first and second terms on the right-hand side imply the direct effect of advertising. The third term on the right-hand side implies that market expansion by advertising increases the retailer's profit. The sign of $(\partial q_0^*/\partial K_0^*)$ depends on the price of the rival shop. From (17), we obtain $\partial q_0/\partial r^* > 0$. Therefore, the influence that price advertising of retail shop 0 has on p_0 is as follows.

$$p_1 > p_0 \Rightarrow \frac{\partial r_0^*}{\partial K_0} = \frac{\partial p_0^*}{\partial r^*} \frac{\partial r^*}{\partial s} \frac{\partial s}{\partial K_0} > 0 \quad (37)$$

(+) (—) (—)

$$p_1 \leq p_0 \Rightarrow \frac{\partial r_0^*}{\partial K_0} = \frac{\partial p_0^*}{\partial r^*} \frac{\partial r^*}{\partial s} \frac{\partial s}{\partial K_0} \leq 0 \quad (38)$$

(+) (+) (—)

From (37) and (38), in the case of price advertising, both the direct and price effects depend on relative

price. Price advertising by retail shop 0 expands its market share and equilibrium price p_0^* rises when the retail price of retail shop 0 is lower than the price of the rival shop. Then, price advertising shifts the profit-maximization curve BB upward in Figure 5

The influence that the price advertising of retail shop 0 has on the demand and price of rival shop 1 is as follows.

$$p_1 > p_0, \left[Y - s - t(1 - r^*) \right] \frac{\partial r^*}{\partial s} + (1 - r^*) \geq 0 \Rightarrow \frac{\partial q_1}{\partial K_0} \geq 0 \quad (39)$$

$$p_1 > p_0, \left[Y - s - t(1 - r^*) \right] \frac{\partial r^*}{\partial s} + (1 - r^*) < 0 \Rightarrow \frac{\partial q_1}{\partial K_0} < 0 \quad (40)$$

$$p_1 > p_0 \Rightarrow \frac{\partial q_1}{\partial K_0} > 0 \quad (41)$$

From (9), we have

$$\frac{\partial r^*}{\partial p_1} = \frac{2 \alpha p_0^\alpha p_1^{\alpha-1} \left(Y - s - \frac{t}{2} \right)}{t(p_0^\alpha + p_1^\alpha)^2} \quad \text{where } \alpha = \frac{a}{a+b} \quad (42)$$

$$\frac{\partial r^*}{\partial p_1} = - \frac{p_0}{p_1} \frac{\partial r^*}{\partial p_0} \quad (43)$$

From (13), we obtain

$$r^* \left(Y - s - \frac{tr^*}{2} \right) \frac{c_1}{p_1} + (p_1 - c_1)(Y - s - tr^*) \frac{\partial r^*}{\partial p_1} = 0 \quad (44)$$

From (14), (43), and (44), the following equations hold in equilibrium.

$$p_1^* = \frac{c_1}{c_0} (2c_0 - p_0) \quad (45)$$

$$\frac{\partial p_1^*}{\partial r^*} = - \frac{c_1}{c_0} \frac{\partial p_0^*}{\partial r^*} \quad (46)$$

$$p_1 > p_0 \Rightarrow \frac{\partial p_0^*}{\partial K_0} > 0, \frac{\partial p_1^*}{\partial K_0} < 0 \quad (47)$$

$$p_1 \leq p_0 \Rightarrow \frac{\partial p_0^*}{\partial K_0} \leq 0, \frac{\partial p_1^*}{\partial K_0} \geq 0 \quad (48)$$

From (47), price advertising of retail shop 0 raises its equilibrium price and reduces the equilibrium price of rival shop 1 when p_0 is smaller than p_1 . From (48), price advertising of retail shop 0 raises the equilibrium price of rival shop 1 and reduces the equilibrium price of retail shop 0 when p_0 is higher than p_1 .

The influence that the price advertising of retail shop 0 has on the profit of rival shop 1 is as fol-

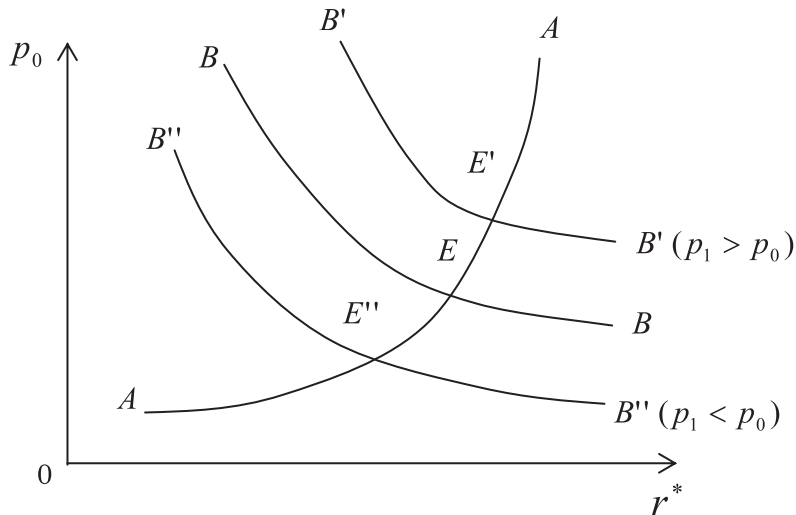


Figure 5. The effect of advertising with spillover effects

lows.

$$\frac{\partial \Pi_1^*}{\partial K_0} = (p_1^* - c_1) \frac{\partial q_1^*}{\partial K_0} + q_1^* \frac{\partial p_1^*}{\partial K_0} \quad (49)$$

$$p_1 > p_0, \left[Y - s - t(1 - r^*) \right] \frac{\partial r^*}{\partial s} + (1 - r^*) < 0 \Rightarrow \frac{\partial \Pi_1^*}{\partial K_0} < 0 \quad (50)$$

$$p_1 \leq p_0 \Rightarrow \frac{\partial \Pi_1^*}{\partial K_0} > 0 \quad (51)$$

From (50) and (51), price advertising of retail shop 0 increases the profit of rival shop 1 when retail price p_0 is higher than that of rival p_1 . The reason advertising of a retail shop increases the profit of its rival is that price advertising uniformly decreases the search costs of consumers (the spillover effects of advertising). Thus, in order to avoid the spillover effects of advertising, shops need to advertise in order to differentiate. To return to a previous example, fishmongers need to prepare fish in ways preferred by customers.

5. Conclusions

In this study, we examine how retail shop advertising affects market share, prices, and profits in a spatial competition model. Therefore, price advertising and commodity advertising cause spillover effects of advertising. However, advertising to differentiate these shops does not cause spillover effects of advertising and expands the retailer's own market share. If a retail shop provides customers with original services and advertises its services, then that advertising does not cause spillover effects. We prove that advertising by these shops expands their market share when advertising does not cause spillover effects.

Shops at which consumers purchase goods are not only retail shops. Other outlets include delivery shops and the internet. Many items are sold both at retail shops and on the internet. Internet sites are convenient for 24-hour purchasing. It is difficult for retail shops to out-compete other such shops and internet shopping. In this study, we consider the services that retailers offer as effective methods of competing against internet shopping. Some consumers purchase goods on the internet after actually looking at goods at retail shops because internet shopping prices are lower than those of these shops. However, if only the retail shop provides original service to customers, then it may not be deprived of customers. Retail shops need to devise original services in order to survive in the market. We leave how advertising affects the competition between these shops and internet shopping for future analysis.

References

- Aoba, Nobuko (1997), "Kokoku no supilu ohbah kohka (Spill over Effects of Advertising)." *Tsukuba Economic Studies*, No.17, pp.11–17.
- Aoba, Nobuko (1998), "Ryustu sisutemu tokokoku no keizaibunseki (Economic Analysis of Advertising and Distribution)." *Tsukuba Economic Studies*, No.19, pp.1–8.
- Aoba, Nobuko (2014), "An analysis of advertising campaigns by distributors and manufacturers." *Research Bulletin of Naruto University of Education*, Vol.29, pp.281–294.
- Bloch, F. and Manceau, D. (1999), "Persuasive advertising in Hotelling's model of product differentiation." *International Journal of Industrial Organization*, 17, pp.557–574.
- Dorfman, Robert and Peter Steiner, (1954), "Optimal Advertising and Optimal Quality." *American Economic Review*, Vol.44, No.5, pp.826–836.
- Kelton, C. and Kelton, D. (1982), "Advertising and intraindustry brand shift in the U.S. brewing industry." *Journal of Industrial Economics*, Vol.30, pp.293–303.
- Kihlstrom, Richard E. and Riordan, Michael H. (1984), "Advertising as a Signal." *Journal of Political economy*, Vol.92, No.3, pp.427–50.

- Matheson, F. and Winter, R. (1986), "The Economics of Vertical Restraints in Distribution." In J. E. Stiglitz and G. F. Mathewson, (eds.), *New Development in the Analysis of Market Structure*, Macmillan.
- Nakagome, Masaki (1989), "On Spatial Equilibria with the Difference in Locations between Producers and Retail Stores." *Aoyama Journal of Economics*, Vol.41, No.1, pp.54–62.
- Nakagome, Masaki (1990), "Ryutsu to Shijokozo no Keizai Bunseki Joron (A Study on Retail Prices and the Market Structure-A Note)." *Aoyama Journal of Economics*, Vol.42, No.1 & 2, pp.189–211.
- Nelson, Phillip (1974), "Advertising as Information." *Journal of Political Economy* Vol.82, No.4, pp.729–754.
- Roberts, M. and Samuelson, L., (1988), "An Empirical Analysis of Dynamic Nonprice Competition in an Oligopolistic Industry." *Rand Journal of Economics*, Vol.19, pp.200–220.

Advertising and Services of Retail Shops in Spatial Competition

Nobuko AOBA

Consumers purchase various goods at retail shops. Because products sold at such shops are homogeneous, the advertising of these shops causes spillover effects and each retailer would have incentive to become a free rider. We consider that services offered by retail shops differentiate these shops, in which case, advertising of their services would not have spillover effects. We analyze the advertising of retail shops in spatial competition and prove that advertising of their services expands market share when these shops supply original services. Moreover, we consider the services that retailers offer as effective methods of competing against internet shopping.